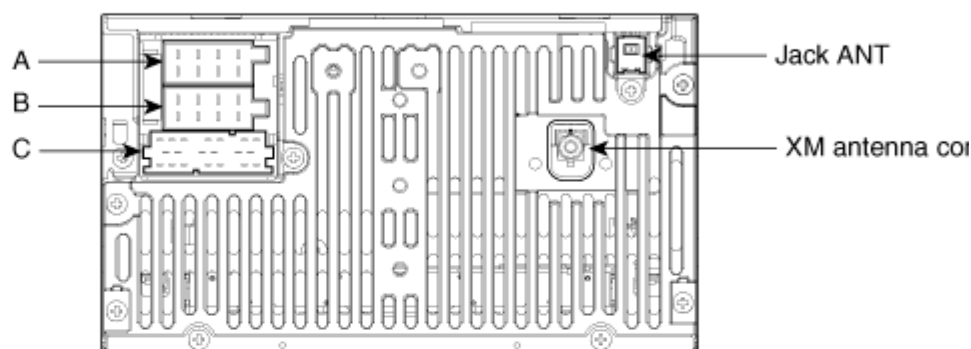
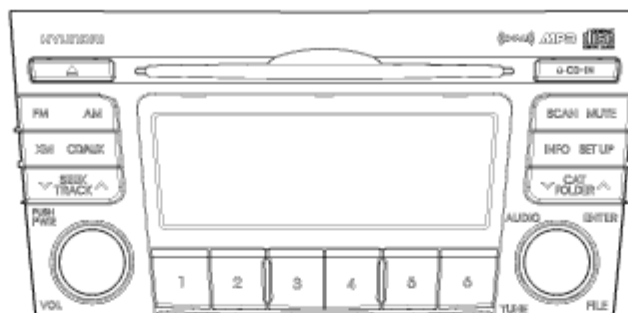


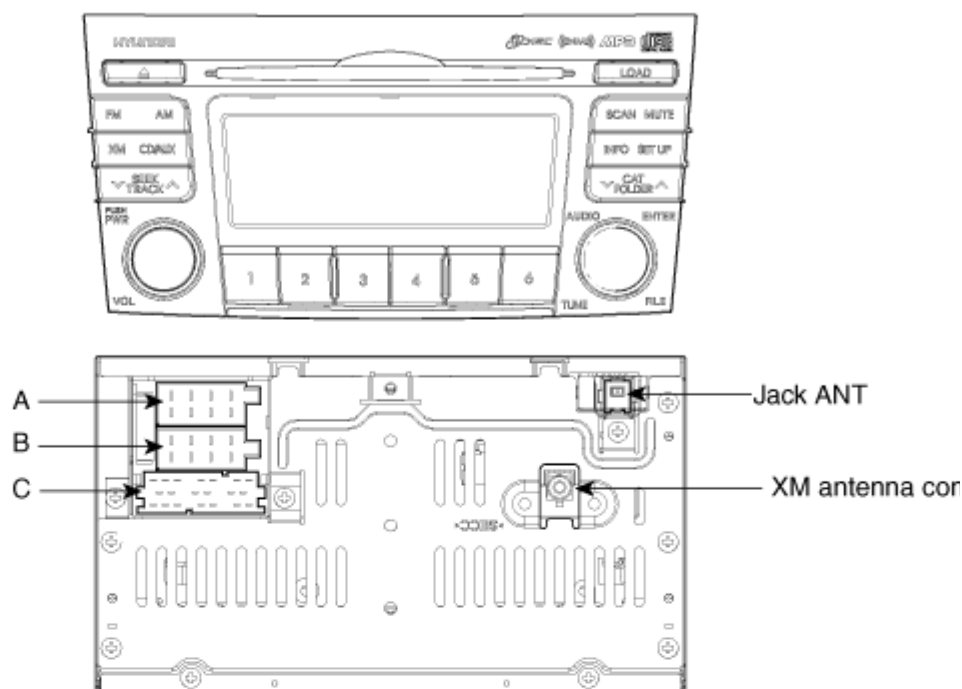
Component

[RADIO/ CD/ MP3 / SDARS]



Connector A	Pin	Description	Pin	Description
	1	Speed signal	5	Remote ANT
	2	-	6	ILL -
	3	ILL +	7	BATT +
	4	ACC	8	Power GND
Connector B	Pin	Description	Pin	Description
	1	Speaker RR+	5	Speaker FL+
	2	Speaker RR-	6	Speaker FL-
	3	Speaker FR+	7	Speaker RL+
	4	Speaker FR-	8	Speaker RL-
Connector C	Pin	Description	Pin	Description
	1	-	11	REMO GND
	2	Tel mute	12	AUX detect
	3	-	13	-
	4	-	14	-
	5	-	15	USB D+
	6	-	16	USB D-
	7	AUX R IN	17	USB/IPOD VDD
	8	S/wheel REMO	18	USB/IPOD GND
	9	AUX Ref	19	-
	10	AUX L IN	20	-

[RADIO/ 6CDC/ MP3 / SDARS]



Connector A	Pin	Description	Pin	Description
	1	Speed signal	5	Remote ANT
	2	-	6	ILL -
	3	ILL +	7	BATT +
	4	ACC	8	Power GND
Connector B	Pin	Description	Pin	Description
	1	Speaker RR+	5	Speaker FL+
	2	Speaker RR-	6	Speaker FL-
	3	Speaker FR+	7	Speaker RL+
	4	Speaker FR-	8	Speaker RL-
Connector C	Pin	Description	Pin	Description
	1	-	11	REMO GND
	2	Tel mute	12	AUX detect
	3	-	13	EXT amp mute
	4	-	14	Remote E amp
	5	-	15	USB D+
	6	-	16	USB D-
	7	AUX R IN	17	USB/IPOD VDD
	8	S/wheel REMO	18	USB/IPOD GND
	9	AUX Ref	19	-
	10	AUX L IN	20	-