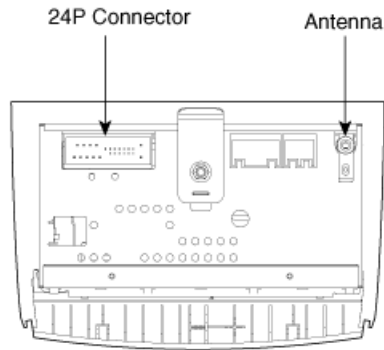
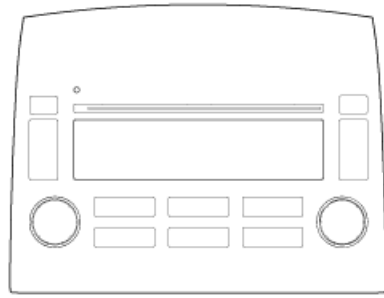
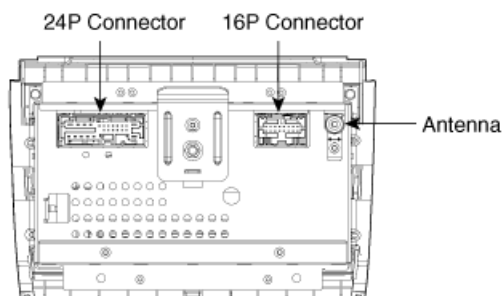
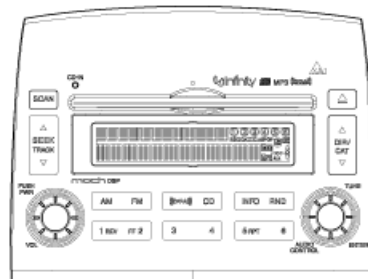


[AM/FM/CD/MP3 (V480)]
[AM/FM/MP3/6CDC (V490)]

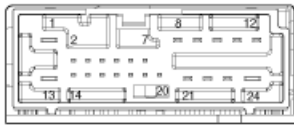
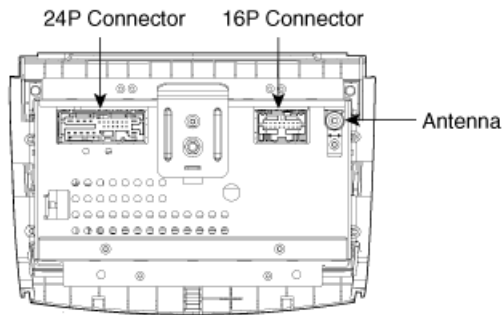
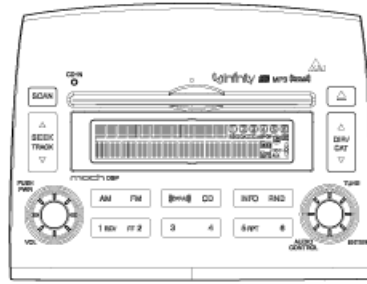


Audio connector	Terminal	Description	Terminal	Description
	1	Battery	13	Ground
	2	ACC	14	-
	3	Illumination (+)	15	-
	4	Illumination (-)	16	-
	5	External amp	17	-
	6	-	18	Steering remote control
	7	MUTE	19	Remote control ground
	8	Front left speaker (+)	20	-
	9	Rear left speaker (+)	21	Front left speaker (-)
	10	Rear right speaker (+)	22	Rear left speaker (-)
	11	Front right speaker (+)	23	Rear right speaker (-)
	12	Front right speaker (-)	24	Antenna B+

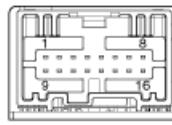
[AM/FM/XM/CD/MP3 (V480S)]



[AM/FM/XM/CD/MP3 (V480S)]



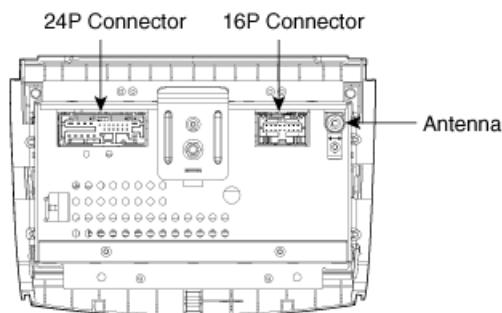
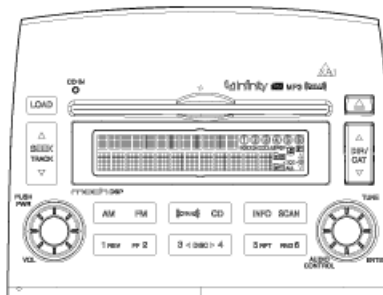
24P Connector



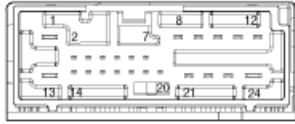
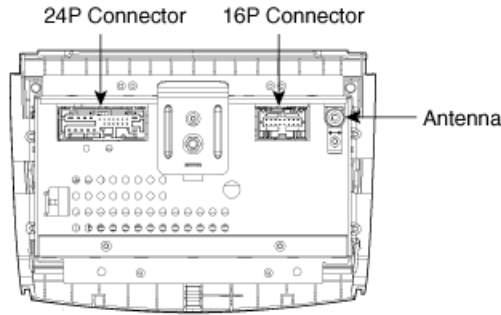
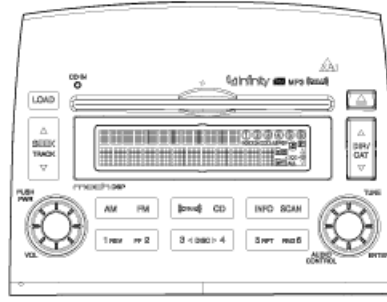
16P Connector

Pin	Description	Pin	Description	Pin	Description	Pin	Description
1	Battery	13	Power ground	1	XM SDARS L+	13	-
2	Run/Acc	14	LS CAN HI	2	XM SDARS L-	14	-
3	Illumination +	15	LS CAN LO	3	XM SDARS shield	15	-
4	Illumination -	16	-	4	-	16	-
5	-	17	-	5	-		
6	-	18	Remocon-SWC	6	-		
7	-	19	Remocon-GND	7	-		
8	Left front speaker +	20	-	8	-		
9	Left rear speaker +	21	Left front speaker -	9	XM SDARS R+		
10	Right rear speaker +	22	Left rear speaker -	10	XM SDARS R-		
11	Right front speaker +	23	Right rear speaker -	11	-		
12	Right front speaker -	24	Glass antenna amp enable	12	-		

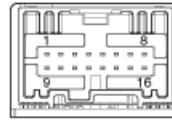
[AM/FM/XM/MP3/6CDC (V490S)]



[AM/FM/XM/MP3/6CDC (V490S)]



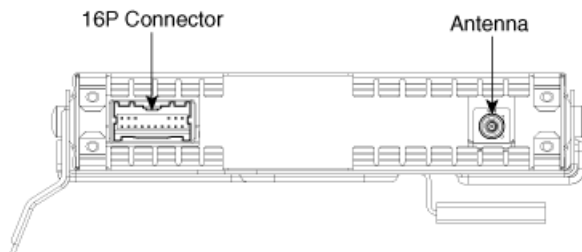
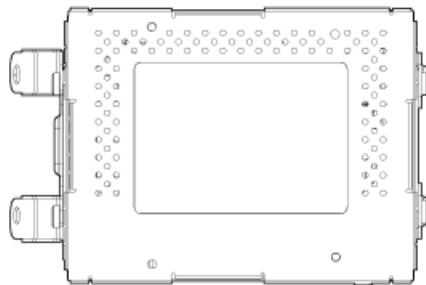
24P Connector



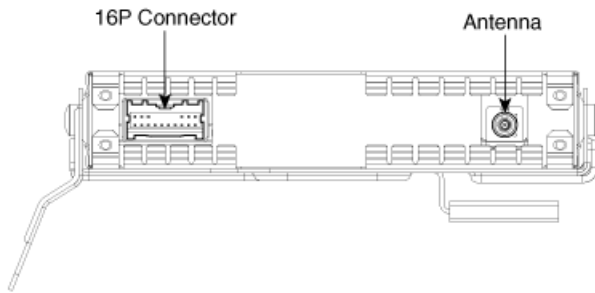
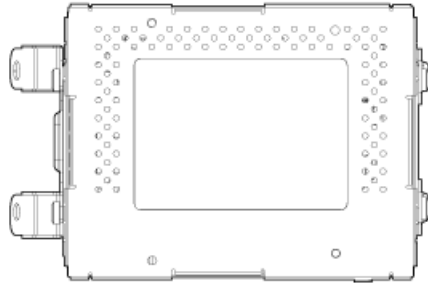
16P Connector

Pin	Description	Pin	Description	Pin	Description	Pin	Description
1	Battery	13	Power ground	1	XM SDARS L+	13	-
2	Run/Acc	14	LS CAN HI	2	XM SDARS L-	14	-
3	Illumination +	15	LS CAN LO	3	XM SDARS shield	15	-
4	Illumination -	16	-	4	-	16	-
5	Remote audio amplifier enable	17	-	5	-		
6	-	18	Remocon-SWC	6	-		
7	-	19	Remocon-GND	7	-		
8	Left front speaker +	20	-	8	-		
9	Left rear speaker +	21	Left front speaker -	9	XM SDARS R+		
10	Right rear speaker +	22	Left rear speaker -	10	XM SDARS R-		
11	Right front speaker +	23	Right rear speaker -	11	-		
12	Right front speaker -	24	Glass antenna amp enable	12	-		

[SET TOP BOX]



[SET TOP BOX]



16P Connector	Pin	Description	Pin	Description
	1	SAT LCH (+)	9	EARTH (SIG)
	2	SAT RCH (+)	10	N.C
	3	DATA EARTH	11	N.C
	4	VBATT	12	CAN-L
	5	N.C	13	CAN-H
	6	ACC	14	N.C
	7	SAT LCH (-)	15	N.C
	8	SAT RCH (-)	16	EARTH (CASE)